



2 bed terraced house to buy in

Bridge Terrace, Choppington,
Northumberland, NE62 5HX

£140,000 Must View!

🏠 x2 🚗 x1 🏡 x1

Tenure

Freehold

Property features

- ✓ Stunning Two Bedroom Terrace
- ✓ Fully Refurbished Throughout
- ✓ Double Driveway
- ✓ Additional Parking To Rear
- ✓ EPC Rating D

Off Street parking

Garden

Key Information

- ✓ Council Tax: Band A
- ✓ EPC Rating: D
- ✓ Heating supply: Gas
- ✓ Electric supply: National Grid
- ✓ Water supply: Direct mains water
- ✓ Mobile signal: Good

Description

LARGER STYLE TERRACED HOUSE - TWO DOUBLE BEDROOMS - POPULAR LOCATION - FULLY REFURBISHED THROUGHOUT - INTEGRATED KITCHEN - UPGRADED SHOWER ROOM - SOUBLE DRIVE TO FRONT - ADDITIONAL PARKING TO REAR - LARGE GARDEN WITH SUMMERHOUSE - IMMACULATE THROUGHOUT - MUST BE VIEWED

Pattinson Estate Agents are delighted to welcome to the sales market this larger style two bedroom terraced house situated on Bridge Terrace in Stakeford, Choppington. A popular location with easy access to local shops, schools and travel links into neighbouring towns Ashington and Morpeth. Warmed via gas central heating and with new Upvc triple glazing and composite doors, the property has been fully refurbished to a high standard by the current owner both internally and externally. Beautifully presented throughout, early viewings are essential to appreciate the accommodation on offer.

Briefly comprising; entrance hallway, lounge and integrated kitchen. To the first floor two double bedrooms and shower room. Externally to the front a large private driveway. To the rear a small walled yard area with gated access leading to additional off street parking. Further to the rear a superb large garden with lawn, paved seating area, shed and purpose built timber garden room/summer house which is perfect for catching the sun, relaxing and entertaining. The garden is leased on a long term basis with an annual fee.

To arrange your viewing please contact our Ashington Team.

Council Tax Band: A

Tenure: Freehold

Price: Must View! £140,000

Property Type: Terraced House

USPs: Garden

Parking: Off Street, Driveway

Construction materials: Brick and block

Roofing type: Slate tiles

Heating: Gas

Electric: National Grid

Water: Direct mains water

Sewerage: Standard UK domestic

Air conditioning: No

Mobile signal coverage: Good

Entrance Hallway

Via main access door to front, stairs to first floor with wood hand rail, cast iron radiator, wood effect flooring.



Lounge

4.88m x 3.75m (16'0" x 12'3")

Bow bay window to front with fitted blinds, large cast iron radiator, original black fireplace, wall mounted TV point, understair storage cupboard, wood effect flooring.



Lounge Additional



Lounge Additional (2)



Kitchen

4.82m x 2.73m (15'9" x 8'11")

Window to rear with fitted blind, access door into rear yard. Fitted with a range of white shaker style wall, floor and drawer units with dark wood square edge worktops, breakfast bar and matching trims, white ceramic sink and drainer with chrome mixer tap, integrated five ring electric hob with black glass splashback and black pyramid extractor over, separate integrated electric oven and microwave, integrated fridge/freezer, dishwasher and washing machine, housed gas combi boiler, wood effect flooring, radiator.



Kitchen Addiitonal



Kitchen Additional (2)



Stairs To First Floor



First Floor Landing

Loft access hatch to ceiling.



Master Bedroom

4.83m x 4.21m (15'10" x 13'9")

Two windows to front with fitted blinds, white high gloss fronted fitted wardrobes, wall mounted TV point, built in storage cupboard over the stair head, radiator.



Master Bedroom Additional



Bedroom Two

2.71m x 2.71m (8'10" x 8'10")

Window to rear with fitted blind, wall mounted TV point, radiator.



Bedroom Two Additional



Shower Room

1.86m x 1.67m (6'1" x 5'5")

Frosted window to rear. A large walk in shower cubicle with chrome dual head shower, white tray and glass screen door, wash hand basin and w.c set in a vanity unit with storage and chrome fittings, heated towel rail, fully tiled walls and flooring.



Shower Room Additional



Front Driveway



Rear Parking



Rear Elevation



Garden

Leased on a long term basis with an annual fee.



Garden Additional



Patio Area



Garden Room



Garden Room Interior



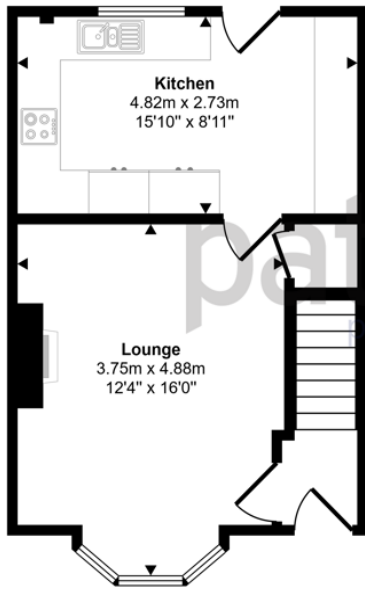
Garden View



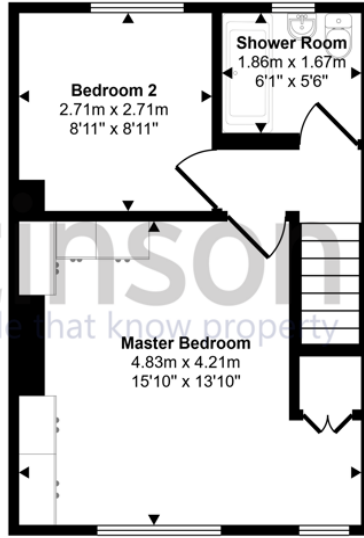
Floor Plan



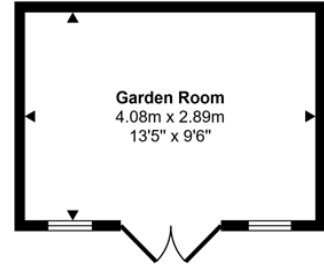
Approx Gross Internal Area
81 sq m / 868 sq ft



Ground Floor
Approx 35 sq m / 377 sq ft



First Floor
Approx 34 sq m / 364 sq ft



Reception Room
Approx 12 sq m / 127 sq ft

This floorplan is only for illustrative purposes and is not to scale. Measurements of rooms, doors, windows, and any items are approximate and no responsibility is taken for any error, omission or mis-statement. Icons of items such as bathroom suites are representations only and may not look like the real items. Made with Made Snappy 360.

Energy Efficiency Rating		
	Current	Potential
<i>Very energy efficient - lower running costs</i>		
(92-100) A		
(81-91) B		87
(69-80) C		
(55-68) D	68	
(39-54) E		
(21-38) F		
(1-20) G		
<i>Not energy efficient - higher running costs</i>		
England, Scotland & Wales	EU Directive 2002/91/EC	

Bridge Terrace, Choppington, Northumberland, NE62 5HX

Contact your local branch today for more information on this property:
G&T Properties Dudley Road, Brierley Hill, West Midlands, DY5 1HA,
<https://www.gandtproperties.co.uk/>

These particulars, whilst believed to be accurate are set out as a general outline only for guidance and do not constitute any part of an offer or contract. Intending purchasers should not rely on them as statements of representation of fact, but must satisfy themselves by inspection or otherwise as to their accuracy. No person in this firm's employment has the authority to make or give any representation or warranty in respect of the property.

